

# FOOTHILLS PHOTOGRAPHY GROUP

## *Monthly Newsletter*




*Cover photo: Rusty Russ, winner of the monthly (January) Foothills contest.*

*Second place:  
David Hinson*



*And third place tie:  
John Martin & Kim Martin*



## *From our President.....*

Fellow Club Members,

We are on our way into 2021. I want to congratulate all those who participated in the January Members Showcase Challenge the images were excellent. I want to offer special congratulations our winners. 3<sup>rd</sup> place Kim Martin and John Martin, 2<sup>nd</sup> place David Hinson, and 1<sup>st</sup> place Rusty Russ. The February subject is “Weather”. I already have a few images and I am looking forward to seeing yours.



I received some disappointing news this week. Wendy O'Connor has served our group as Secretary/Treasure since the groups inception 6 years ago. She informed me that she needs to step down due to other commitments in her life. I sadly accepted her resignation and was glad to hear she still plans to stay active in the club but at a reduced level. We are currently looking for someone to step forward and fill this very important roll.

If you have paid your dues for 2021 thank you for your commitment to this group. If you have not as of yet please do so in the near future. Don't forget the drawing is coming up at our March meeting and to be eligible you must be a paid member. Dues can be mailed to:

Foothills Photography Group  
P.O. Box 1872  
Clarkesville, GA 30523

Our next meeting is February 16<sup>th</sup> on Zoom. Our speaker will be George Fellner. He will present a program on “Pictures at an Exhibition: A Mindset for Creative Photography”. The meeting details and invite will be in the announcement section of this Newsletter. I look forward to seeing each of you there.

See you at the meeting,

Daniel W. Short  
President, Foothills Photography Group



**47 Popular Places to Photograph in Northeast Georgia**  
**By John Martin**  
**#36 Nancy Town Creek Waterfall**



**Description:**

You will have this place to yourself. This is really a series of tiny waterfalls tumbling down the hillside through stone outcroppings and boulders. A mountain biker took me there and I have since gone back a few times to photograph the delicate stream find its way down through the obstacles.

**Notes for the Photographer:**

While there is no magnificent cascade here, you will find many opportunities to photograph moving water.

**Directions:**

From the intersection of State 197 and Dick's Hill Parkway (State 13) east of Cornelia, travel east about 1,000 feet and make a right on Nancy Town Road. After crossing the railway bridge Nancy Town Road makes a right at the "T". Stay on Nancy Town Road. When the road becomes gravel, you will drive .75 mile to a wide place in the road. The trail head is on the left – it's marked with a small sign. This is actually a segment of the Sourwood Trail in the Lake Russel Wildlife Management Area. See gps coordinates below. You will walk about one-half mile -- generally downhill – to the falls. The falls is about 100 yards off the trail to the left. There's a sign there.

Trail head coordinates: 34°30'43" N 83°28'51" W

Water fall coordinates (approx): 34°30'36.8"N 83°28'25.7"W

**Interesting Fact:**

Nancy (originally Nanyhi) was a Cherokee who, when her husband was killed in battle, fought bravely in his place. The battle was between the Cherokee and Upper Creeks. It was decisive in driving the Creeks from northeast Georgia. She was honored by the naming of her village Nancy Town. This from Some History of Banks County, Georgia, by Vicky Chambers.

**Foothills Photography Group News:**

February meeting will be on Zoom. All paid members will be sent an invitation to view the meeting. You will be able to view from your phone, tablet or computer.

Foothills photography group is a club made up of people of all ages and backgrounds. Our aim is the enjoyment, mastery, and furtherance of photography through cooperation and good fellowship.

**Due to the current Pandemic we are currently meeting on Zoom. Join us at our next Meeting.**



Time: February 16, 2021 Social Time, 06:30 PM Eastern Time (US and Canada), Meeting Starts at 07:00 PM <https://us02web.zoom.us/j/89626363209?pwd=ZkgyK2NUOVNTa08zSGIvSUc2ZkpLQT09>  
Meeting ID: 896 2636 3209 **Passcode: Foothills**

## February 16<sup>th</sup> zoom meeting:

**George Fellner** George's photographs have been published in books, journals, magazines, travel guides, and business publications. In addition, his limited-edition prints have been exhibited in art galleries and in permanent art collections. His passion for photography was sparked while studying architecture and design. George received a Bachelor of Architecture degree from Virginia Tech and a Master of Architecture degree from the University of Florida. Now, with over 30 years as principal of Fellner Architects, he continues to utilize his design sensitivities for creative photography.

"Pictures at an Exhibition: A Mindset for Creative Photography". Through a discussion of concepts, strategies, and process, George Fellner presents a mindset for creative photography. His use of visual examples helps to illustrate the positive and negative aspects of a photograph in a descriptive and revealing manner. The intent is to provide an understanding of what makes a good photograph and of what is involved in judging images in a photo show. Ultimately, as photographers, we all strive to learn what works for *Pictures at an Exhibition*.



Feel free to INVITE a friend to our online meeting!

(Meetings are usually at North Georgia Technical College (NGTC) in the Visual Tech Building, Clarkesville Campus. Social Time begins at 6:30 PM and meeting at 7:00 PM.)

## Want to learn more about photography?

Membership in PSA (Photographic Society of America) may be the answer. Consider these privileges:

- Online Courses
- Image Evaluation Services
- Study Groups
- One-on-One with a PSA mentor
- Workshops and Outings
- Get advice on a location from a PSA Travel Aide

Additionally, you'll get the monthly *PSA Journal*. The *Journal*, alone, is worth the \$45 individual membership. President Daniel Short and John Martin are members who have profited from PSA membership. Interested? Explore the PSA website here: <https://psa-photo.org/>



## Frozen Soap Bubble Photography – My Experiences

by Daniel Short

First a hearty thank you to Judy Royal Glenn for her presentation to our group on Frozen Soap Bubble Photography at our November meeting. If you want to review that presentation follow the link below.

[https://youtu.be/Prf0K5Jq\\_Zk](https://youtu.be/Prf0K5Jq_Zk)

I followed her directions as close as I could. The exception I did make was the inclusion of Ultra dish washing soap. I could not find a single bottle at the store that did not say Ultra.



The temperature was 27 degrees and the bubbles would not freeze. This led me to change the formula for my second attempt. I took about 4 oz. of the solution and poured it into an empty water bottle, I then added 2 oz. of water to that. My formula for higher temperatures is below.


10 tbsp. of water

2 tbsp. of Ultra dish washing liquid  
1 tbsp. of corn syrup

This formula worked really well at the 26 to 28 degree level. I was lucky to have very low to no wind. The temperatures were only cold enough just before and after sunrise and after. This help as well in that I could use the sunrise to back light the bubbles. I made my snow from crushed ice from the refrigerator and ran it through a food processor.




I used clear glass and plastic bowls for my base. I used a small glass bowl for my solution well to blow the bubbles from. I packed that small bowl in ice. I set up a small flash light in an improvised holder I made from a clamp-on mount.



I used my Canon EOS R with the 24 –105 mm RF lens at 105 mm on a tripod. The camera was set to manual, f/11, 1/15 sec, ISO 500, manual focus with IS turned off. Focus was a little tricky to achieve. I had to wait for the bubbles to begin to freeze then focus on that side of the bubble. The bubbles are in fact three dimensional objects. If you are not focused on the active side you will be unable to acquire clear images. This is Macro Photography with a very unique twist. I have included a few more images for you below.





## The Newsletter Needs YOU !!

You can make the newsletter more interesting by sharing your photo related experience, knowledge, or adventure. Consider writing an article for a future issue. It doesn't have to be long or professional. Possibilities: A new photo venue you have discovered, a new camera or gadget you own, your thoughts about the camera on your iPhone, etc.

Talk it over with Kim Martin, editor, or send your article to her at [kimmersphotography@gmail.com](mailto:kimmersphotography@gmail.com)

**Welcome to our already contributing new member, Michael Buelow! Thank you, Michael!!!**



“Here is a photo I took at the San Xavier del Bac Mission, near Tucson, Arizona. Scanned from a slide.”

**The following was sent in by Chuck Lotts! Thank you!!!**

Registration now open for the The Photography Show & The Video Show's second virtual festival

Following a successful online debut in September 2020, The Photography Show & The Video Show team has announced that its second virtual festival, Spring Shoots, will run Saturday and Sunday, 6-7 March 2021. Free registration <<https://www.photographyshow.com/free-registration>> for the event opened today.

The free-to-enter event for photographers and video makers builds on the success of the virtual show that was held in September last year.

With the likes of Canon, Nikon, Olympus, Fujifilm, Sony, Interfit and Affinity Photo supporting, this is two days not to be missed. As before, visitors will have access to an extensive programme of never-before-seen tutorials and masterclasses; plus product demos showing off the latest kit and techniques, and advice clinics.

There will be plenty of opportunity to learn new skills, connect with your

favorite brands and of course, purchase all the kit and accessories you need for the coming few months at great prices.

The schedule offers a range of talks aimed at all levels of expertise.

Speakers so far include food photographers Donna Crous

<<https://www.digitalcameraworld.com/uk/features/a-day-in-the-life-of-professional-food-photographer-donna-crous>> and Bea Lubas, YouTuber and landscape photographer Nigel Danson, self-portrait artist Alma Rosaz, lighting and portrait master Tommy Reynolds, smartphone video producer Caroline Scott and the winner of the Sony World Photography Awards Open Award 2019, Christy Lee Rogers.

More on the Super Stage keynote speakers and big-brand ambassadors are due to be announced next week.

Pro Conference

In addition to the main programme, the March festival will see the first online edition of the Pro Conference, a firm favorite with professionals at the live event. Sessions will run throughout the day on Sunday March 7 focusing on core business skills, and diversifying services to adapt to the changing market - for both photographers and those moving into video. There will be a nominal charge for entry this Pro Conference and for Super Stage keynote addresses - but all other talks will be free.

The Photography Show & The Video Show is scheduled to return to its traditional annual live event format at the NEC in Birmingham, UK, on 18-21 September 2021. All entry tickets for the postponed March 2020 show have been transferred to these dates.

For more information, visit [www.photographyshow.com](http://www.photographyshow.com)

<<https://www.photographyshow.com/>> and register here

<<https://www.photographyshow.com/free-registration>> .

Browse + research

Watch demos and chat to experts about the latest products at your leisure.

Sky's the limit

A selection of interviews with photographers and creatives at the top of their game.

Buy the latest kit

Grab a bargain with exclusive show offers at our brand new show shop.

From stills...

Sessions covering all levels of stills skill; whether you've just taken up photography or you're looking to start the journey to being a pro.

...To action

More skills talks examining storytelling, getting great footage, and wrapping it all up with great audio and post-production; a video and filmmaker's perspective.

Pro Conference

Learn how to build up your audiences; use social channels to your advantage and create a business strategy that makes the most of your talent and time.

Editing & Post-Production

Top tips and advice on adding the final touches and effects to images, plus an insight into video post-production techniques and managing workflow.

Supercharge your business

Learn how to build up your audiences; use social channels to your advantage and create a business strategy that makes the most of your talent and time.

Give something back

Donate to the DPS, our official charity partner.





# Foothills Photography Group Membership Application



NAME/s \_\_\_\_\_ DATE \_\_\_\_\_  
 ADDRESS \_\_\_\_\_  
 CITY \_\_\_\_\_ STATE \_\_\_\_\_ ZIP \_\_\_\_\_  
 HOME PHONE \_\_\_\_\_ CELL PHONE \_\_\_\_\_  
 EMAIL ADDRESS \_\_\_\_\_

*Please print clearly. (The email address is for your newsletters and all group notifications)*

Are you interested in becoming an activities leader or other supporting roles? Yes  No

Referred to join Foothills Photography Group by \_\_\_\_\_

Annual Dues: \$40 (Adult) \$50 Family\* \$10 (Student/Youth - minimum age thirteen (13) years old)

\* All Family members MUST be in the same household.

Adult  Family  Student/Youth  Amount Paid: \$ \_\_\_\_\_ Check  Cash

MAKE CHECK PAYABLE TO: **Foothills Photography Group**

Address: Foothills Photography Group For more information: John Martin  
 P.O. Box 1872 706-499-0956  
 Clarkesville, GA 30523 jmartin@hemc.net

I, \_\_\_\_\_, intending to be a legally bound member of the Foothills Photography Group (FPG); do hereby, for myself and my heirs, release all rights and claims for personal injuries or damages I incur while participating in FPG sponsored activities. I agree with these terms.

Signature/s of Parent/s or Legal Guardian/s, (if applicable) are legally bound to this agreement:

\_\_\_\_\_

## Photographic Interests

- |  |  |   |
|--|--|---|
| <input type="checkbox"/> Architectural         | <input type="checkbox"/> Landscape Photography   | <input type="checkbox"/> Stock Photography      |
| <input type="checkbox"/> Astro/Low-Light/Night | <input type="checkbox"/> Macro/Micro Photography | <input type="checkbox"/> Street Photography     |
| <input type="checkbox"/> Baby Portraits        | <input type="checkbox"/> Model Photography       | <input type="checkbox"/> Travel Photography     |
| <input type="checkbox"/> Event Photography     | <input type="checkbox"/> Pet Photography         | <input type="checkbox"/> Underwater Photography |
| <input type="checkbox"/> Family Portraits      | <input type="checkbox"/> Photojournalism         | <input type="checkbox"/> Urban Exploration      |
| <input type="checkbox"/> Fashion Photography   | <input type="checkbox"/> Portrait Photography    | <input type="checkbox"/> Wedding Photography    |
| <input type="checkbox"/> Fine Art Photography  | <input type="checkbox"/> Sports Photography      | <input type="checkbox"/> Wildlife Photography   |
| <input type="checkbox"/> Food Photography      | <input type="checkbox"/> Still Life Photography  | <input type="checkbox"/> _____                  |

Rev. 03 1214