

Foothills Photography Group

Newsletter

Volume 8, Number 6

July 2022



President.....Daniel Short
 VP.....Laura Jenkins
 Sec/Treasurer.....Barb Johns
 Programs.....OPEN
 Social.....Dave Hinson
 Community Service..Laura Jenkins
 Co-chair.....Libby Hartbarger
 Newsletter.....John Martin
 Mentor Program.....Kim Martin
 Webmaster.....Ashley Farmer

dshort@hemc.net
 laurapage@windstream.net
 photobug46@gmail.com

Your email?

davejanhinson@gmail.com
 laurapage@windstream.net
 libbyhartbarger@gmail.com
 jmartin@hemc.net
 Kimmersphotography@gmail.com
 ashley.farmer104@gmail.com

In this issue...	
President's Letter.....	2
Upcoming Programs.....	3

Fireworks.....	6
Member Showcase.....	7
Mentoring.....	8

The cover photo is a "Nature Abstract" by Daniel Short. Might be a chicken in his yard – but it gained first place in the Member Showcase in June.

Foothills Photography Group
 P. O. Box 1872
 Clarkesville, GA 30523

Hello, Fellow Club Members.

2

I would like to invite everyone to participate in the First Tuesday Zoom Meeting. This month it is on July the 5, or next Tuesday. Our goal in these meetings is to help every member have the opportunity to improve his/her photography. Not only are we taking different types of images, but we are attempting to give you feedback and a few hints on how to make that image better. This month's topic is **Summer Landscapes**. Get out the next few days and take a landscape image and we will all see if we can help you make it better. Send your images to dshort@hemc.net by lunch on Tuesday.



We will also be discussing how to add a virtual mat in Photo Shop. This is a simple and easy way to enhance any image. So be sure to tune in next Tuesday and let's talk photography!

The topic for the July Member's Showcase Challenge is **July 4th Images**. This year we want you to shoot things that make you think of the 4th of July, Patriotic, America, Fireworks, cookouts, ball games, etc. Send your images to me at dshort@hemc.net by lunch on Monday July 18, 2022.

The heat should encourage you to get out early in the morning and in the evening to get those really great Blue and Golden Hour shots. Not only is it cooler but the light is better. If I plan to get out I will certainly share the word. Happy Fourth of July to each and all. We have a lot of issues in this country but it's still the greatest place on earth, and you're part of the greatest bunch of photographers. So, get out take some images and share them.

Daniel W. Short
President, FPG
dshort@hemc.net

Topic: First Tuesday Photo Talk
Time: July 5, 2022, 07:00 PM Eastern Time (US and Canada)

Join Zoom Meeting
<https://us02web.zoom.us/j/87899253915?pwd=-SJUjj6Jseb5UdjFqffB8VweSbs54K.1>

Meeting ID: 878 9925 3915
Passcode: Foothills




UPCOMING MEETING PROGRAMS...

3

July 19th Rodeo Photography

The program for July 19th will feature our own David Hinson and his Rodeo photography. Over years of trial-and-error David has learned how to capture exciting images of cowboys on bucking broncos and bull riders risking life and limb.




Dave will show you some of his mistakes and many spectacular action shots! He'll also suggest some practical ways to freeze peak action that will make your rodeo shots "come alive" even with poor lighting. He'll help find the best place to locate on the ring and he will use his experience to let you know what event is coming next.

Fortunately, we live in an area where summer rodeos are available to most of us. We might even plan an outing to a rodeo to try out what you've learned! And you won't even have to stay on a bull for 8 seconds!



Don't miss this chance to get the inside story on how to photograph this exacting sport.

August 16th Recovering Images, Discovering History



Tom Johnson will bring us the story of digitizing several thousand images from two Photography Studios in Douglas, GA. The focus of the talk is on Rogers Studio, and the first 75 glass plate negatives that were recovered and ultimately donated to the Georgia Historical Society in Savannah. Rogers Studio was started in 1908 by George Washington Lafayette Rogers (people called him "Pops") in Douglas Georgia. He and his son Bernard (Bubba) spent decades photographing the Coffee County area, and many of the families that lived there. Over the years they took tens if not hundreds of thousands of images, but unfortunately only a fraction remain. Tom has recently found 17 more glass plates which he photographed and researched. Embedded in the talk is the story of how he was able to identify some of the people in the images, and even date some with interesting detective work.


This is a rare opportunity to see the innovative, behind-the-scenes research that can be done with photographic evidence.

September 20th Photographing the Faroe Islands

The Faroe Islands are a tiny speck on the map of the North Atlantic. And that speck is roughly halfway between Norway and Iceland. John Martin spent twenty-three days there beginning in late June this year. Why the Faroe Islands? Because the photographic opportunities are endless.



The Faroe Islands (a self-governing part of Denmark) have, until recently, been little known and seldom visited by Americans. The economy there is driven by fishing and sheep (4 sheep for every human) but there is an effort underway to develop the tourism industry. Easy to see why!



PHOTOGRAPHING FIREWORKS

6

Submitted by Daniel Short

SETUP INSTRUCTIONS:

- Enable Manual Mode
- Set the Aperture to f/8
- Shutter Speed to 5 sec.
- Set the ISO to 100
- Set the AF Mode to One-Shot
- Set the AF Point to Manual Selection (center focus point)



A tripod is required for optimum image quality and sharpness. When using a tripod, disable image stabilization by switching the stabilizer to OFF. I also recommend a shutter release switch. This will allow you to control the camera and still enjoy the show.

Aim the center focus point at a high contrast subject (moon, streetlight, etc.) at as large a distance as possible, then half-press the shutter button to focus.

Once focused turn off autofocus to lock the focus in place.

Aim the camera at the sky, fully press the shutter release to start the exposure timer. My recommendation is to depress the shutter release as the firework is on the way up.

Wait 5 seconds for the shutter mechanism to click back into place before pressing the shutter release for the next shot.

To brighten the sky, raise the ISO. After the first shots check your image for focus and exposure.

Another option is to set your camera to Bulb. This allows you to control the shutter totally. As long as you keep the shutter button depressed it will stay open.

One last suggestion is not to be too close. This makes capturing fireworks of different sizes and heights very difficult.

July 2, 2022, Lake Burton 9:30 PM
Laurel Park Gainesville, dusk, Rain date July 3.
July 3, 2022, Lake Rabun 9:15 PM
July 4, 2022, Georgia Mtn Fair Grounds, Hiawassee, GA
Meeks Park Blairsville, GA
Braselton, GA
Demorest, GA, Old Demorest Elementary

The MEMBER SHOWCASE theme for June was “Abstract in Nature”.



First place, Daniel Short.

Second went to David Hinson.



Third place went to John Martin.

July's theme is “4th of July”. THIS CAN BE ANYTHING THAT YOU FEEL CARRIES THE THEME – FIREWORKS, FLAGS, BACKYARD BARBEQUE, YOU-NAME-IT.



MENTORING !! It's a fact that a mentee learns more and faster than a student without that personal support.

Hi! It's Kim Martin. I'm so very excited to have taken over the mentoring program. Thank you to Chuck, our previous mentor coordinator, for all his service and hard work!

First, I'm going to learn what areas of photography interest you. To do this I'll be searching the file of applications that we each filled out when we joined Foothills. (Yes, we still have those files.)

Second, I'd like to issue a challenge each month in the newsletter. This month your homework is.....Tada... drumroll please.....The ALPHABET! Look for letters and even numbers as you go about your day. This will raise your awareness and spark your creativity!!! I'll show you a few examples. What letters can you see? I did this assignment at the boathouse, limiting myself to a certain area. Picking a theme would also force you to be more creative! Do you have to turn in the assignment?



Are there grades? No and No but...free to send me a few of your spectacular photos!



Kim

kimmersphotography.com or text
706-348-3044.