



Foothills Photography Group

Newsletter

Volume 11, Number 9



| | | |
|--------------------------------|---------------|------------------------------|
| President..... | Laura Jenkins | lpjphotography15@gmail.com |
| VP..(Mentoring & Comm Serv)... | Melissa Elzey | mmelzey2002@gmail.com |
| Sec/Treasurer..... | Barb Johns | photobug46@gmail.com |
| Programs..... | Colby Moore | jcolbymoore@gmail.com |
| Social..... | Dave Hinson | davejanhinson@gmail.com |
| Newsletter..... | John Martin | johnmartin2842@gmail.com |
| Webmaster..... | Ashley Farmer | Ashley.farmer104@gmail.com |
| Field Trips..... | Kim Martin | klmmersphotography@gmail.com |

| | |
|-------------------------|---|
| In this issue... | |
| President's Letter..... | 3 |

| | |
|------------------------|---|
| High Key..... | 4 |
| Upcoming Meetings..... | 5 |
| Member Showcase..... | 6 |

The cover photo is by Daniel Short. It earned first place in the August Member's Showcase competition.



Hello, friends and fellow club members.

I hope all of you had a great August. My last full month of summer has been very busy and exciting. I had a great two-week trip to Alaska. Then, my first day back to work was the first day of fall semester at the college. If you have ever worked at a school, you know how crazy fall semester can be—especially the first day. I'm settling in, though, and I'm

looking forward to September. I hope all of you are, too.

In the September meeting, I look forward to sharing details and photos from my Alaskan adventure. I'll also share some tips on wildlife photography and high-key photography.

If you are interested in wildlife photography, here are a few of the top photographers:

<https://expertphotography.com/famous-wildlife-photographers/>
<https://photographycourse.net/famous-wildlife-photographers/>

Congratulations to the August Member Showcase winners: Daniel Short, Laura Jenkins, and Melissa Elzey. The topic was orange, and we had several awesome and creative submissions. Our September topic is travel. Be sure to send your photos to lpjphotography15@gmail.com. I can't wait to hear about everyone's adventures.

See you at the September meeting!

Laura Jenkins
Foothills Photography Group President

HIGH KEY !!

Laura mentioned in her letter (above) that she'll be sharing some tips on HIGH KEY photography at the September meeting. Here's one author's definition of high key:

In photography today, a high-key image is one that is almost entirely very bright with very little or no dark shadows present. This is usually a creative decision made by the photographer, in order to create a certain mood in the image.

A bright, "airy" image most often creates a light, pleasant mood, as opposed to a dark, shadowy image which most often creates a dramatic, romantic, or even scary mood. A good photographer knows how to use not just lighting, but also pose and composition and other elements to create an impactful high-key photograph.


It may sometimes be as easy as over-exposing an existing scene by two or three stops, however often a proper high-key image requires careful attention to the balance of light between subject and background, often preserving detail in the subject while nearly (or totally) blowing out much of the background.



Here's a photo of my pup, Daisy. I did the high key trick (blowing out the shadows) by simply cranking up the exposure in Lightroom. Check out the eyes!

← As taken.

Over exposed →
to High Key.




You need to know...

At the **August meeting**, our speaker (Ranjan Ramchandani) showed several photos he had made at Inle Lake in Myanmar (Burma). Someone in the audience asked how to get there. I (your faithful editor) have been there. Starting in Bangkok, fly to Yangon (formally Rangoon) where you'll find a small airline that will take you to Heho. Hire a driver at Heho to take you a few miles to Inle Lake.

The **September meeting** will go back to the regular (third Tuesday) time. President Laura is the speaker. She's just returned from two weeks in Alaska and will WOW us with her wildlife photos. She'll also introduce us to High Key photography.



Kim Martin (who teaches this subject at NGTS) will introduce the club to Lightroom at the **October meeting**. If you have not used Lightroom – or similar -- for processing your photos, you're missing out on a large portion of your photography experience.



I (your editor) was inspired by Ranjan's street portraits in his presentation last month and realized that I have scores of portraits I've made in travels with my wife over the years. And, more importantly, I've developed techniques and practices that have facilitated making portraits of perfect strangers. I'm putting together a presentation that I'll bring to the club at the **November meeting**. An important note: The normal date for the November meeting falls on a time when the school is closed for the Thanksgiving holidays. So...we'll have the meeting on Tuesday, November 28.

The theme was “ORANGE” for the August Member’s Showcase...


6



First Place was earned by Daniel Short.

Photo made at the Gainesville Botanical Gardens field trip.

Laura Jenkins brought home second place with this flower.



Melissa Elzey got third place with this kayak photo made at the Club’s field trip to Lake Lanier.

The theme for the September meeting is “TRAVEL”. Mail your photo to Laura at lpjphotography15@gmail.com.